# Aantrekhulp Proflebo All-in-1 (open teen)

1
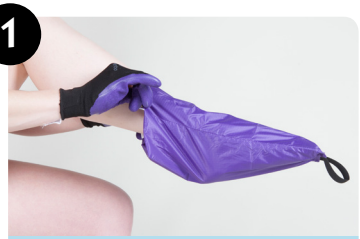
Steek uw voet in de aantrekhulp

2
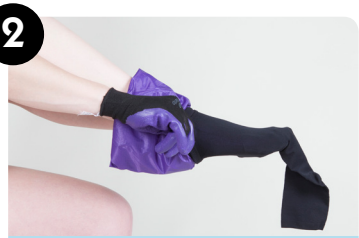
Trek de kous tot net boven uw enkel over de aantrekhulp

3
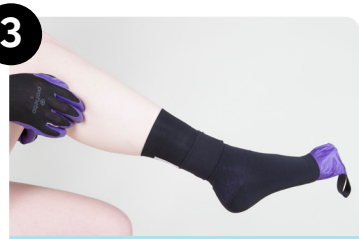
Trek de kous op de juiste plek

4
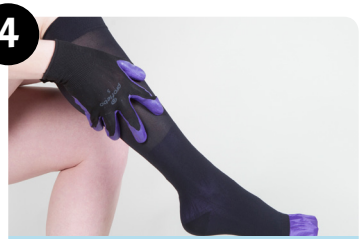
Pak de zwarte lus van de aantrekhulp vast

5
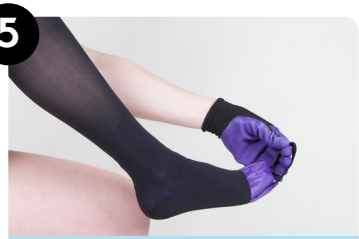
Trek aan de zwarte lus tot de aantrekhulp uit is.

# Aantrekhulp Proflebo All-in-1 (gesloten teen)

1

Positioneer uw voet zoals aangegeven

2

Steek uw voet in de steunkous

3

Trek de kous tot op de juiste plek

4

Open de band

5
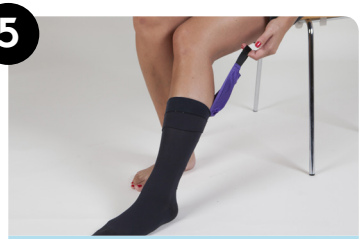
Trek aan de aantrekhulp totdat deze eruit is

# Uittrekhulp Proflebo All-in-1 (open- en gesloten teen)

1

Trek de aantrekhulp aan over uw kous

2
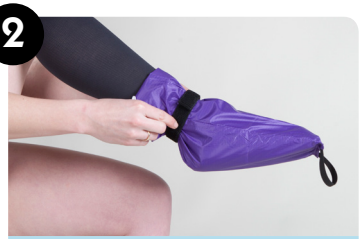
Wikkel het elastiek boven de enkel om uw aantrekhulp

3

Trek het elastiek stevig vast

4
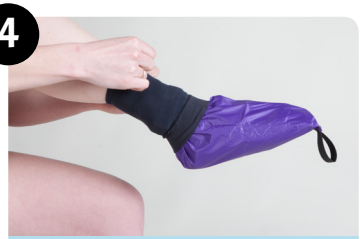
Rol de kous van boven over het elastiek

5

Pak uw kous vast en trek de kous uit